

**CITY OF JACKSONVILLE BEACH, FLORIDA**  
**FIREFIGHTERS' RETIREMENT SYSTEM**  
**FINANCIAL STATEMENTS AND REQUIRED**  
**SUPPLEMENTARY INFORMATION**  
**SEPTEMBER 30, 2016**  
**AND INDEPENDENT AUDITORS' REPORT**

**CITY OF JACKSONVILLE BEACH, FLORIDA**

**FIREFIGHTERS' RETIREMENT SYSTEM**

**FINANCIAL STATEMENTS AND REQUIRED  
SUPPLEMENTARY INFORMATION**

**SEPTEMBER 30, 2016**

**AND INDEPENDENT AUDITORS' REPORT**

**TABLE OF CONTENTS**

<b>Independent Auditors' Report</b> .....	1-2
<b>Management's Discussion and Analysis</b> .....	3-9
<b>Basic Financial Statements</b>	
Statement of Fiduciary Net Position.....	10
Statement of Changes in Fiduciary Net Position.....	11
Notes to Financial Statements .....	12-23
<b>Required Supplementary Information</b>	
Schedule of Changes in Net Pension Liability and Related Ratios Multi-Year .....	24
Schedule of Funding Progress.....	25
Schedule of the Net Pension Liability Multi-Year .....	26
Schedule of Contributions from Employer and Other Participating Entities .....	27
Note to Required Supplementary Information Schedule of Contributions .....	28
Note to Required Supplementary Information Schedule of Investment Returns .....	29



## INDEPENDENT AUDITORS' REPORT

To the Trustees of  
The City of Jacksonville Beach, Florida  
Firefighters' Retirement System  
Honorable Mayor and Members of the City Council  
Jacksonville Beach, Florida

### **Report on the Financial Statements**

We have audited the accompanying statement of fiduciary net position of the City of Jacksonville Beach, Florida, Firefighters' Retirement System (the FFRS) as of September 30, 2016, and the related statement of changes in fiduciary net position for the year then ended, and the related notes to the financial statements, which collectively comprise the FFRS's basic financial statements as listed in the table of contents.

### **Management's Responsibility for the Financial Statements**

Management is responsible for the preparation and fair presentation of these financial statements in accordance with accounting principles generally accepted in the United States of America; this includes the design, implementation, and maintenance of internal control relevant to the preparation and fair presentation of financial statements that are free from material misstatement, whether due to fraud or error.

### **Auditors' Responsibility**

Our responsibility is to express an opinion on these financial statements based on our audit. We conducted our audit in accordance with auditing standards generally accepted in the United States of America. Those standards require that we plan and perform the audit to obtain reasonable assurance about whether the financial statements are free from material misstatement.

An audit involves performing procedures to obtain audit evidence about the amounts and disclosures in the financial statements. The procedures selected depend on the auditor's judgment, including the assessment of the risks of material misstatement of the financial statements, whether due to fraud or error. In making those risk assessments, the auditor considers internal control relevant to FFRS's preparation and fair presentation of the financial statements in order to design audit procedures that are appropriate in the circumstances, but not for the purpose of expressing an opinion on the effectiveness of FFRS's internal control. Accordingly, we express no such opinion. An audit also includes evaluating the appropriateness of accounting policies used and the reasonableness of significant accounting estimates made by management, as well as evaluating the overall presentation of the financial statements.

We believe that the audit evidence we have obtained is sufficient and appropriate to provide a basis for our audit opinion.

### **Certified Public Accountants**

P.O. Box 141270 • 222 N.E. 1st Street • Gainesville, Florida 32614-1270 • (352) 378-2461 • FAX (352) 378-2505  
Laurel Ridge Professional Center • 2347 S.E. 17th Street • Ocala, Florida 34471 • (352) 732-3872 • FAX (352) 732-0542  
443 East College Avenue • Tallahassee, Florida 32301 • (850) 224-7144 • FAX (850) 224-1762  
5001 Lakewood Ranch Blvd. N., Suite 101 • Sarasota, Florida 34240 • (941) 907-0350 • FAX (941) 907-0309  
MEMBERS OF AMERICAN AND FLORIDA INSTITUTES OF CERTIFIED PUBLIC ACCOUNTANTS  
MEMBER OF AMERICAN INSTITUTE OF CERTIFIED PUBLIC ACCOUNTANTS PRIVATE COMPANIES AND S.E.C. PRACTICE SECTIONS

To the Trustees of  
The City of Jacksonville Beach, Florida  
Firefighters' Retirement System  
Honorable Mayor and Members of the City Council  
Jacksonville Beach, Florida

## INDEPENDENT AUDITORS' REPORT

*(Concluded)*

### **Opinion**

In our opinion, the financial statements referred to above present fairly, in all material respects, the financial status of the FFRS as of September 30, 2016, and the changes in its financial status for the year then ended in accordance with accounting principles generally accepted in the United States of America.

### **Other Matters**

#### *Required Supplementary Information*

Accounting principles generally accepted in the United States of America require that the management's discussion and analysis and required supplementary information as listed in the table of contents be presented to supplement the basic financial statements. Such information, although not a part of the basic financial statements, is required by the Governmental Accounting Standards Board, who considers it to be an essential part of financial reporting for placing the basic financial statements in an appropriate operational, economic, or historical context. We have applied certain limited procedures to this information in accordance with auditing standards generally accepted in the United States of America, which consisted of inquiries of management about the methods of preparing the information and comparing the information for consistency with management's responses to our inquiries, the basic financial statements, and other knowledge we obtained during our audit of the basic financial statements. We do not express an opinion or provide any assurance on the information because the limited procedures do not provide us with sufficient evidence to express an opinion or provide any assurance.

*Purvis, Gray and Company, LLP*

March 8, 2017  
Gainesville, Florida

## **MANAGEMENT'S DISCUSSION AND ANALYSIS**

## MANAGEMENT'S DISCUSSION AND ANALYSIS

The discussion and analysis of the City of Jacksonville Beach, Florida, Firefighters' Retirement System (the Plan) provides an overview of the financial activities and funding conditions for the fiscal year ended September 30, 2016.

### Financial Highlights

- The Plan's total net position held in trust for the payment of benefits and to meet the Plan's future obligations to its members and their beneficiaries was \$11,141,492. The Plan's position increased by \$441,669, a 4.13% increase for the year.
- Employer contributions to the Plan increased \$45,750 from the previous year. The actual employer contributions were \$223,486 for 2016, and \$177,736 for 2015. The increase is attributable to an increase in the actuarially calculated contribution requirement.
- Employee contributions to the Plan increased by \$13,616 from the previous year. The actual employee contributions were \$160,567 for 2016, and \$146,951 for 2015. The increase in employee contributions is attributable to more employees contributing than in the previous year.
- The net investment income increased by \$888,726 compared to 2015. The actual results were \$855,177 for 2016, and \$(33,549) for 2015. Investment income increased due to an improvement in all asset classes compared to the previous year.
- Benefit payments and refund of contributions increased by \$249,961 compared to 2015. The benefit payments and refund of contributions were \$933,482 for 2016, and \$683,521 for 2015. The increase is attributable to the remaining two employees exiting DROP and more benefits being paid.

Pension plan provisions for the Firefighters' Retirement System were modified significantly in fiscal year 2014 to improve the Plan's financial sustainability. The modifications included increasing the employee's contribution rate, changing the vesting periods, modifying pensionable pay exclusions, and modifying the Deferred Retirement Option Program (DROP). Details of the changes can be found in the Notes to the Financial Statements beginning on page 12. The funding objective of the Firefighters' Retirement System is to meet its long-term pension benefit obligations through employer and employee contributions and investment returns. The plan fiduciary net position as a percentage of total pension liability was 79.97% as of September 30, 2016.

### Financial Analysis

The following discussion and analysis are intended to serve as an introduction to the City of Jacksonville Beach, Florida, Firefighters' Retirement System financial statements, which are comprised of the Statement of Fiduciary Net Position, the Statement of Changes in Fiduciary Net Position, Notes to Financial Statements, and certain required supplementary information.

The financial statements reflect the activities of the Firefighters' pension plan and are reported in the Statement of Fiduciary Net Position and the Statement of Changes in Fiduciary Net Position. These statements are presented on a full accrual basis and reflect all trust activities as incurred.

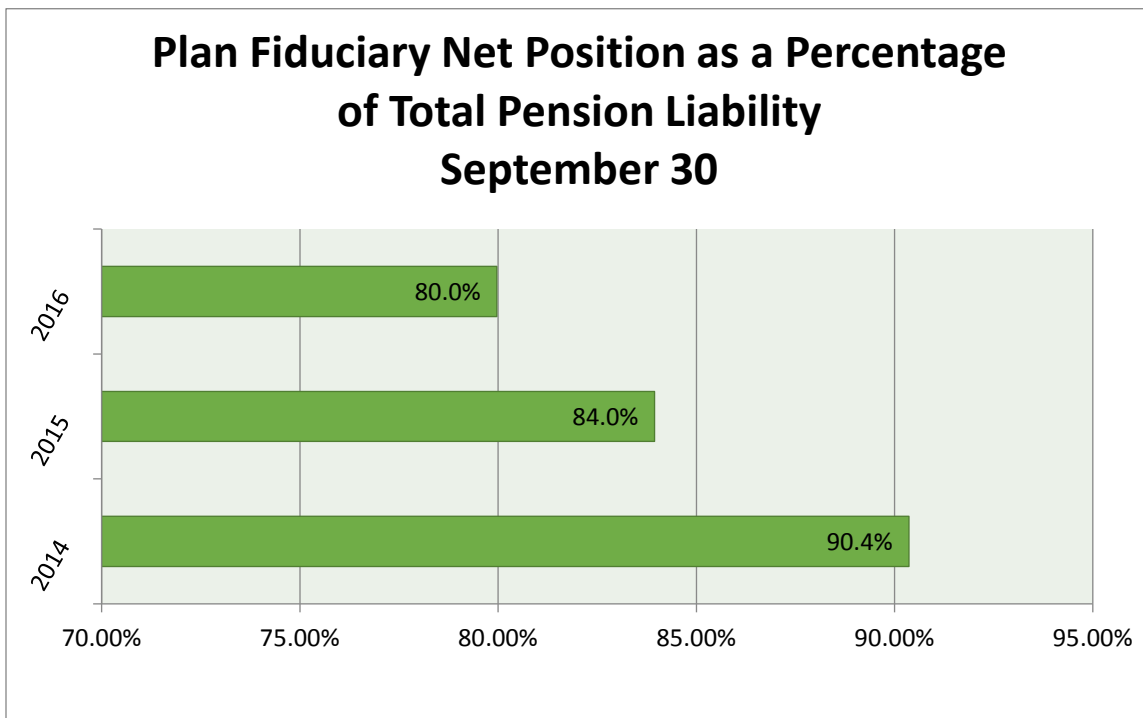
In addition to the basic financial statements and accompanying notes, this report also presents certain required supplementary information concerning the City of Jacksonville Beach's progress in funding its obligation to provide pension benefits to its employees.

**MANAGEMENT'S DISCUSSION AND ANALYSIS**  
*(Continued)*

**Financial Analysis (Continued)**

In 2014, the City implemented Governmental Accounting Standards Board Statement No. 67 (GASB 67) as required for the Firefighters' Retirement System. This statement requires additional disclosures in the Plan's financial statements. The statement also requires the net pension liability to be measured as of the Plan's most recent fiscal year-end using methods prescribed by GASB that differ significantly from previous methods. The required disclosures for the Firefighters' Retirement System can be found in the Notes to Financial Statements beginning on page 12 and the Required Supplementary Information beginning on page 23.

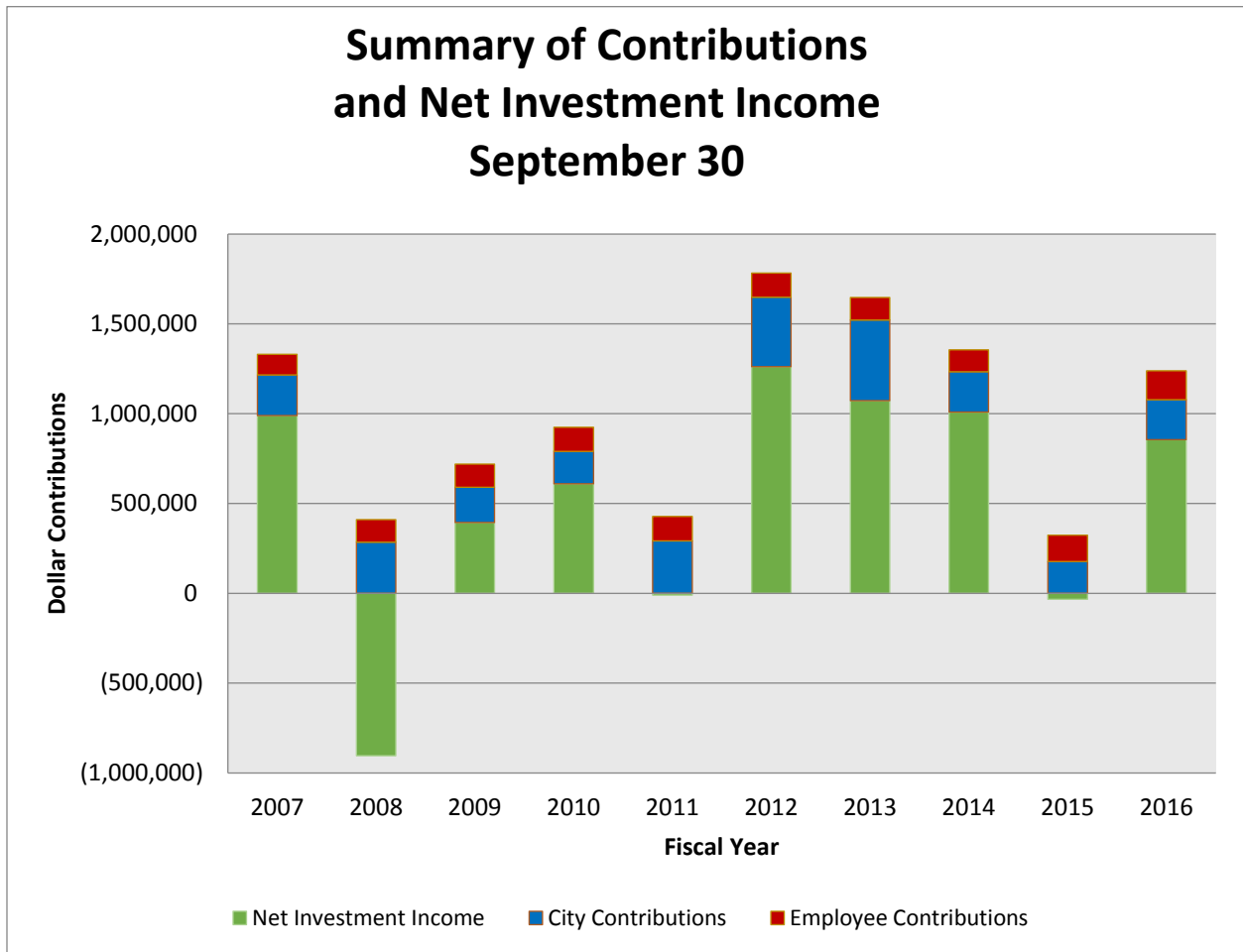
There are several ways to measure the Plan's financial status. One means is to determine the Plan's net position available to pay benefits. This is the difference between total assets and total liabilities. Another way is to refer to the Plan's Net Pension Liability, which takes into account the total pension liability and the Plan fiduciary net position. The chart below displays the Plan fiduciary net position as a percentage of total pension liability for the past three years.



**MANAGEMENT'S DISCUSSION AND ANALYSIS**  
*(Continued)*

**Financial Analysis (Continued)**

The funding objective of the Retirement System is to establish and receive contributions (expressed as a percent of active member payroll) which should remain level from year-to-year and not have to be increased for future generations of citizens in the absence of benefit improvements. The Retirement System is supported by member contributions, City contributions, property insurance premium tax monies received from the state (pursuant to Chapters 175 Florida Statutes), and investment income from the Retirement System assets as displayed on the chart below.





**MANAGEMENT'S DISCUSSION AND ANALYSIS**  
*(Continued)*

**Financial Analysis (Continued)**

Actuarial valuation differences between actual and assumed investment return are phased-in over a closed 4-year period. Therefore, during periods when investment performance exceeds the assumed rate, asset values will tend to be less than market value. Conversely, during periods when investment performance is less than the assumed rate, valuation assets will tend to be greater than market value. As of October 1, 2015, the date of the last actuarial valuation, the Plan had a market value of \$10,699,823 and a funding value of \$11,134,615 as shown in the chart below.

**Market/Funding Value of Assets**

<u>Plan Year Ended 9-30</u>	<u>Market Value</u>	<u>Funding Value</u>
2006	\$ 7,578,662	\$ 7,501,810
2007	8,407,118	8,043,835
2008	7,431,300	8,366,054
2009	7,595,451	8,468,112
2010	7,875,016	8,434,027
2011	7,758,867	8,362,564
2012	8,979,198	8,887,626
2013	10,097,893	9,701,319
2014	10,946,306	10,437,534
2015	10,699,823	11,134,615

The Statement of Fiduciary Net Position is a snapshot of account balances at year-end. It indicates the assets available for future payments to retirees and any current liabilities that are owed at this time.

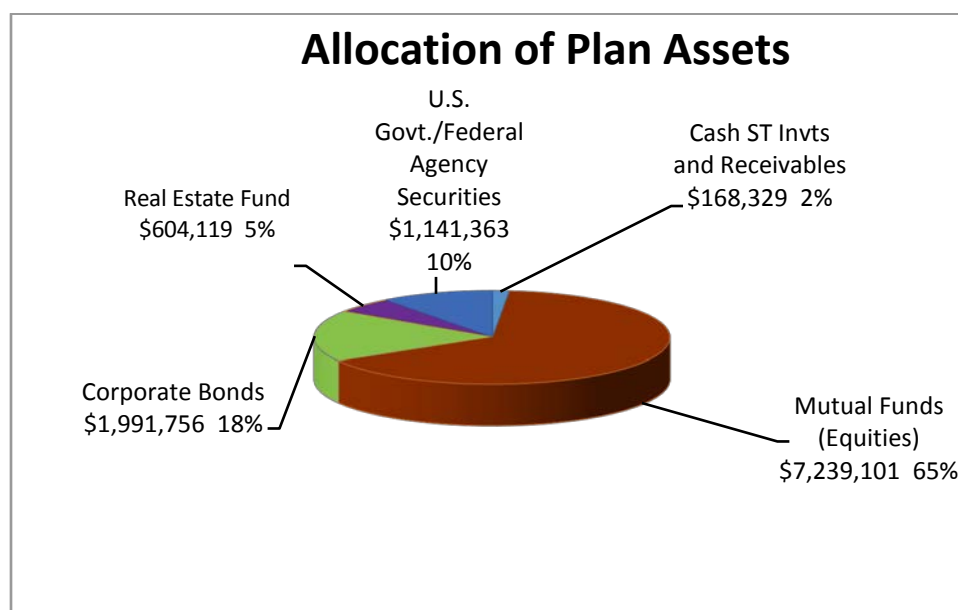
**Fiduciary Net Position Restricted for Pension Benefits as of September 30**

	<u>2016</u>	<u>2015</u>	<u>Increase/ (Decrease)</u>
Cash and Short-term Investments	\$ 111,558	\$ 341,153	\$ (229,595)
Due from Other Government Units	39,952	64,418	(24,466)
Interest Receivable	16,819	19,836	(3,017)
Investments	<u>10,976,339</u>	<u>10,275,935</u>	<u>700,404</u>
<b>Total Assets</b>	<u>11,144,668</u>	<u>10,701,342</u>	<u>443,326</u>
Accounts Payable	2,969	1,136	1,833
Other Accrued Liabilities	<u>207</u>	<u>383</u>	<u>(176)</u>
<b>Total Liabilities</b>	<u>3,176</u>	<u>1,519</u>	<u>1,657</u>
<b>Net Position Restricted for Pension Benefits</b>	<u>\$ 11,141,492</u>	<u>\$ 10,699,823</u>	<u>\$ 441,669</u>

The net position of the Firefighters' Retirement System as of September 30, 2016, was \$11,141,492. The allocation of the Plan's total assets as of September 30, 2016, is shown on the pie chart on the following page.

**MANAGEMENT'S DISCUSSION AND ANALYSIS**  
*(Continued)*

**Financial Analysis (Continued)**



Revenues essential to funding the Plan are obtained from member contributions, City contributions, State premium tax distributions, and investment income from the retirement system assets. For the plan year ended September 30, 2016, Plan participants were required to pay 7.95% of their annual pensionable salary to the Plan. The City makes periodic contributions totaling 100% of the annual actuarially determined amount to the Plan. The Plan receives an annual distribution of property insurance premium tax monies from the State of Florida pursuant to Chapter 175, Florida Statutes.

The Statement of Changes in Fiduciary Net Position provides a view of current year additions to and deductions from the Plan's net position. Total plan deductions were less than the sum of net investment earnings and contributions, resulting in an overall 4.13% increase in plan net position for the year. Earnings or losses on investments are reported net of investment expenses. The following table shows a comparative summary of the changes in net position and reflects the Plan's activities for the fiscal years ended September 30.

**Changes in Fiduciary Net Position for the Year Ended September 30**

	<u>2016</u>	<u>2015</u>	<u>Increase/ (Decrease)</u>	<u>Percentage Change</u>
<b>Additions:</b>				
Contributions	\$ 582,608	\$ 536,948	\$ 45,660	8.5%
Net Investment Earnings	855,177	(33,549)	888,726	2,649.04%
Transfers for Retirants	40,847	71,701	(30,854)	-43.03%
Total Additions, Net	<u>1,478,632</u>	<u>575,100</u>	<u>903,532</u>	157.11%
<b>Deductions:</b>				
Benefits and Refunds	933,482	683,521	249,961	36.57%
Administrative Expenses	62,634	66,361	(3,727)	-5.61%
Transfers for Retirants	40,847	71,701	(30,854)	-43.03%
Total Deductions	<u>1,036,963</u>	<u>821,583</u>	<u>215,380</u>	26.22%
Change in Net Position	441,669	(246,483)	688,152	279.19%
Beginning of Year Net Position	<u>10,699,823</u>	<u>10,946,306</u>	<u>(246,483)</u>	-2.25%
<b>End of Year Net Position</b>	<u>\$ 11,141,492</u>	<u>\$ 10,699,823</u>	<u>\$ 441,669</u>	4.13%

**MANAGEMENT'S DISCUSSION AND ANALYSIS**  
*(Continued)*

**Financial Analysis (Concluded)**

The Plan's investment earnings result from market gains and losses on investments during the year as well as dividend and interest earnings.

**Additions to the Fiduciary Net Position**

The monies to pay benefits are accumulated from the contributions made from employers, employees, State distributions of Chapter 175 premium taxes, and income generated from the Plan's investments. Earnings or losses on investments are reported net of investment expenses.

	<u>2016</u>	<u>2015</u>	<u>Increase/ (Decrease)</u>
<b>Additions:</b>			
Employee Contributions	\$ 160,567	\$ 146,951	\$ 13,616
Employer Contributions	223,486	177,736	45,750
State of Florida Contributions	198,555	212,261	(13,706)
Net Investment Income	855,177	(33,549)	888,726
Transfers In	<u>40,847</u>	<u>71,701</u>	<u>(30,854)</u>
<b>Total Additions</b>	<u>\$ 1,478,632</u>	<u>\$ 575,100</u>	<u>\$ 903,532</u>

**Deductions from the Fiduciary Net Position**

The Plan provides a lifetime pension benefit to its retired members, as well as survivor, and disability benefits. Annual expenses to the Plan include retirement benefits, DROP distributions, refunds of employee contributions, and administrative expenses.

	<u>2016</u>	<u>2015</u>	<u>Increase/ (Decrease)</u>
<b>Deductions:</b>			
Benefits	\$ 933,482	\$ 683,521	\$ 249,961
Administrative Expenses	62,634	66,361	(3,727)
Transfers Out	<u>40,847</u>	<u>71,701</u>	<u>(30,854)</u>
<b>Total Deductions</b>	<u>\$ 1,036,963</u>	<u>\$ 821,583</u>	<u>\$ 215,380</u>

The benefit payments are payments to retirees, or their beneficiaries (if the retiree is deceased). Administrative expenses include all expenses necessary to administer the retirement plan. Transfers represent amounts moved among the three reserve accounts: the retirement reserve, members' savings reserve, and DROP reserve.

**Notes to Financial Statements and Required Supplementary Information**

Notes to financial statements provide additional information that is essential to a full understanding of the data provided. They begin on page 12 of this report.

**MANAGEMENT’S DISCUSSION AND ANALYSIS**  
*(Concluded)*

**Notes to Financial Statements and Required Supplementary Information (Concluded)**

GASB 67 requires several schedules of historical trend information to be presented as required supplementary information immediately after the notes to the financial statements. The required schedules are: (a) a schedule of changes in the net pension liability and related ratios multi-year that presents the beginning and ending balances of the total pension liability, the pension plan’s fiduciary net position, the net pension liability and the effects on those items; (b) a schedule of net pension liability multi-year; (c) a schedule of the City’s contributions that identifies whether the information relates to employers, nonemployers, or both; and (d) a schedule of investment returns that provides information about the annual money-weighted rate of return on pension plan investments.

These schedules contain information pertaining to the City of Jacksonville Beach, Florida, Firefighters’ Retirement Systems’ actuarial methods and assumptions, including data on the investment returns of the Plan. They can be found on pages 24-29.

**Plan Membership**

The table below reflects the Plan membership as of September 30 for active participants, retirees, beneficiaries, disabled members, DROP members, and terminated vested members.

	<b>September 30, 2016</b>	<b>September 30, 2015</b>	<b>Change</b>
Vested	25	25	0
Nonvested	5	3	2
<b>Total Active Participants</b>	<b>30</b>	<b>28</b>	<b>2</b>
Retirees Receiving Benefits	16	15	1
Beneficiaries Receiving Benefits	4	3	1
Disability Benefits	4	4	0
DROP Members	0	2	(2)
<b>Total Receiving Benefits</b>	<b>24</b>	<b>24</b>	<b>0</b>
Terminated Vested Members	0	0	0
<b>Total Members Currently Receiving Benefits and Terminated Employees Entitled to Benefits, But Not Yet Receiving Them</b>	<b>24</b>	<b>24</b>	<b>0</b>

**Funding Status**

Of primary concern to most pension plan participants is the amount of money available to pay benefits. Historically, defined benefit pension plans have been under-funded when the employer failed to make annual actuarially required contributions to the plan. The City’s defined benefit plan has been subject to the minimum funding standards since the adoption of the *Florida Protection of Public Employee Retirement Benefits Act* (Part VII of Chapter 112, Florida Statutes) in 1980. In addition, the Firefighters’ Pension Plan receives a distribution of casualty premium tax monies from the State of Florida pursuant to Chapter 175, Florida Statutes. Accordingly, the City has funded the actuarially determined contribution for each year as required.

**Request for Information**

The financial report is designed to provide users with an overview of the Plan’s finances and the prudent exercise of the Board’s oversight. Questions concerning this report should be addressed to the City’s Finance Officer, 11 North Third Street, Jacksonville Beach, Florida 32250.

## **FINANCIAL STATEMENTS**

**STATEMENT OF FIDUCIARY NET POSITION**  
**SEPTEMBER 30, 2016**  
**CITY OF JACKSONVILLE BEACH, FLORIDA**  
**FIREFIGHTERS' RETIREMENT SYSTEM**

**Assets**

Cash and Short-term Investments	\$	111,558
Due from Other Government Units		39,952
Interest Receivable		16,819
Investments:		
Mutual Funds (Equities)		7,239,101
Corporate Bonds		1,991,756
U.S. Government Obligations/Agencies		1,141,363
Real Estate Fund		604,119
Total Investments		10,976,339

<b>Total Assets</b>		11,144,668
---------------------	--	------------

**Liabilities**

Accounts Payable		(2,969)
Other Accrued Liabilities		(207)
<b>Total Liabilities</b>		(3,176)

<b>Net Position Restricted for Pension Benefits</b>		\$ 11,141,492
---	--	---------------

See accompanying notes.

**STATEMENT OF CHANGES IN FIDUCIARY NET POSITION**  
**SEPTEMBER 30, 2016**  
**CITY OF JACKSONVILLE BEACH, FLORIDA**  
**FIREFIGHTERS' RETIREMENT SYSTEM**

	<u>DROP Reserve</u>	<u>Members' Savings Reserve</u>	<u>Retirement Reserve</u>	<u>Total</u>
<b>Additions</b>				
<b>Contributions</b>				
Employee		\$ 160,567		\$ 160,567
Employer			\$ 223,486	223,486
State of Florida			198,555	198,555
<b>Total Contributions</b>	<u>\$ 0</u>	<u>160,567</u>	<u>422,041</u>	<u>582,608</u>
<b>Investment Income</b>				
Net Appreciation in Fair Value of Investments	0	0	500,020	500,020
Interest:				
DROP Reserve	3,720			3,720
Members' Savings Reserve		69,407		69,407
Retirement Reserve			237,350	237,350
Total Interest	<u>3,720</u>	<u>69,407</u>	<u>237,350</u>	<u>310,477</u>
Realized Gains	0	0	74,991	74,991
Gross Investment Income	3,720	69,407	812,361	885,488
(Investment Expense)			(30,311)	(30,311)
<b>Net Investment Income</b>	<u>3,720</u>	<u>69,407</u>	<u>782,050</u>	<u>855,177</u>
<b>Transfers</b>				
Transfers to DROP Reserve	38,795			38,795
Transfers for Retirants			2,052	2,052
<b>Total Transfers</b>	<u>38,795</u>	<u>0</u>	<u>2,052</u>	<u>40,847</u>
<b>Total Additions</b>	<u>42,515</u>	<u>229,974</u>	<u>1,206,143</u>	<u>1,478,632</u>
<b>Deductions</b>				
Benefits	217,857		715,625	933,482
Administrative Expense	797		61,837	62,634
Transfers for DROP Participants			38,795	38,795
Transfers for Retirants from Members' Savings Reserve		2,052		2,052
<b>(Total Deductions)</b>	<u>(218,654)</u>	<u>(2,052)</u>	<u>(816,257)</u>	<u>(1,036,963)</u>
<b>Net (Decrease) Increase</b>	(176,139)	227,922	389,886	441,669
<b>Beginning of Year</b>	<u>176,139</u>	<u>1,822,465</u>	<u>8,701,219</u>	<u>10,699,823</u>
<b>End of Year</b>	<u>\$ 0</u>	<u>\$ 2,050,387</u>	<u>\$ 9,091,105</u>	<u>\$ 11,141,492</u>

See accompanying notes.

**NOTES TO FINANCIAL STATEMENTS  
 SEPTEMBER 30, 2016  
 CITY OF JACKSONVILLE BEACH, FLORIDA  
 FIREFIGHTERS' RETIREMENT SYSTEM**

**Note 1 - Description of Plan**

**Reporting Entity**

The City of Jacksonville Beach, Florida, Firefighters' Retirement System (the FFRS) was formed on April 1, 2000, as a result of amendments to the Florida Statutes. Chapter 175.061 governing Firefighters' pensions and Chapter 185.05 governing police officers' pensions were amended to require separate pension plans for each of these groups of employees. On March 31, 2000, the predecessor pension plan (the Public Employees' Retirement System) ceased operations and its assets, liabilities, and fund balance were divided among three distinct pension plans:

- General Employees' Retirement System
- Police Officers' Retirement System
- Firefighters' Retirement System

**Plan Description**

Covered individuals under the FFRS include all employees hired by the City of Jacksonville Beach, Florida, (the City) for the position of Firefighter regularly requiring 1,000 or more hours' work in a year, except as follows:

- Reserve Firefighters
- Fire Chief, unless specifically elected to participate

The FFRS is the administrator of a single-employer, defined benefit pension plan, and as it relates to Firefighters, is the successor entity for the plan that was established by the City on November 1, 1951, in accordance with a State of Florida legislative act which amended Chapter 27-643, Laws of Florida, 1951. Although the FFRS presents separate financial statements, it is included (reported as a pension trust fund) in the City's financial reporting entity. The FFRS is administered by a Board of Trustees comprised of two residents of the City appointed by City Council, two members of the FFRS elected by the membership, and a fifth member elected by the other four board members.

**Membership**

As of October 1, 2015 (date of the latest annual actuarial valuation), employee membership data related to the Pension Plan were:

Inactive Plan Members or their Beneficiaries Currently	
Receiving Benefits (Including DROP Participants)	24
Inactive Plan Members Entitled to Benefits,	
But Not Yet Receiving Them	0
Active Plan Members	<u>28</u>
<b>Total</b>	<u><u>52</u></u>

**Benefits**

The Pension Plan provides retirement benefits, deferred vested benefits, and death and disability benefits. The Plan assets are available to pay firefighters. Pension Plan provisions for the FFRS were modified significantly in fiscal year 2014. The modifications included increasing the employees' contribution rate, changing the vesting periods, modifying pensionable pay exclusions, and modifying the Deferred Retirement Option Program (DROP). The chart on page 13 provides a comparison of the Pension Plan provisions that occurred in fiscal year 2014. In addition, the paragraphs following the chart provide a detailed description of the changes.



**NOTES TO FINANCIAL STATEMENTS  
 SEPTEMBER 30, 2016  
 CITY OF JACKSONVILLE BEACH, FLORIDA  
 FIREFIGHTERS' RETIREMENT SYSTEM  
 (Continued)**

**Note 1 - Description of Plan (Continued)**

**Benefits (Continued)**

**SUMMARY COMPARISON OF PENSION PROVISIONS**

<b>CITY OF JACKSONVILLE BEACH FIREFIGHTERS' PENSION PLAN</b>					
<b>Provision</b>	<b>Employees Hired After July 21, 2014</b>	<b>Employees with Less Than 5 Years of Service on July 21, 2014</b>	<b>Employees with at Least 5 Years of Service but Less Than 10 Years of Service on July 21, 2014</b>	<b>Employees with 10 or More Years of Service on July 21, 2014</b>	<b>Employees with 30 Years of Service; Age 52 with 25 Years of Service; Age 55 with 5 Years of Service on July 21, 2014</b>
Benefit Formula	3% for all years of service (\$90,000 or 90% maximum)				3% - first 30 years; 2% thereafter (100% maximum)
Normal Retirement Date	Age 52 with 25 years of service; or Age 55 with 10 years of service; or 30 years of service regardless of age			Age 52 with 25 years of service; or Age 55 with 5 years of service; or 30 years of service regardless of age	
Pensionable Pay	Base pay + longevity pay + incentive pay; excluding overtime, leave payouts, and all other compensation				Base pay, longevity, overtime, shift differential, and incentive pay
COLA	No COLA	2% increase on benefits earned prior to the effective date; 1% annual increase on benefits earned after the effective date			2% increase on 2 <sup>nd</sup> anniversary and annually thereafter

- **Normal Retirement**—Plan participants who retired prior to October 1, 1990, are entitled to pension payments for the remainder of their lives equal to 2-1/2% of their final average compensation times the number of years they were employed by the City. The final average compensation is the highest five out of last ten years of employment. Compensation includes, longevity pay, shift differentials, and incentive pay. The maximum annual pension payment to these participants is 75% of their final five-year average compensation.

Plan participants who retired after September 30, 1990 but before July 21, 2014, are entitled to pension payments for the remainder of their lives equal to 3% of their final average compensation times the number of years they were employed by the City up to a maximum of 30 years. After 30 years, the pension benefit is reduced to 2% of their final average compensation times the number of years of service over 30 years. A maximum annual pension benefit to these employees is 100% of their final average compensation.

Plan participants who retire on or after July 21, 2014, are entitled to payments for the remainder of their lives equal to 3% of their final average compensation times the number of years they were employed by the City up to a maximum of \$90,000 or 90%, whichever is less. Accrued benefits in excess of the maximum amount are retained by the Plan. Compensation includes base pay, longevity pay, incentive pay, but excludes overtime and all other forms of compensation.

Eligibility requirements for normal retirement are as follows for participants with ten years of service on July 21, 2014: 30 years of service regardless of age, or age 52 with 25 or more years of service, or age 55 with five years of service.

NOTES TO FINANCIAL STATEMENTS  
SEPTEMBER 30, 2016  
CITY OF JACKSONVILLE BEACH, FLORIDA  
FIREFIGHTERS' RETIREMENT SYSTEM  
(Continued)

**Note 1 - Description of Plan (Continued)**

**Benefits (Continued)**

■ **Normal Retirement—(Concluded)**

Eligibility requirements for normal retirement are as follows for participants with less than ten years of service on July 21, 2014: 30 years of service regardless of age, or age 52 with 25 or more years of service, or age 55 with ten years of service. There is no mandatory retirement age.

The normal form of benefit is a benefit payable for the life of the retired member with the first ten years guaranteed. Optional benefit forms are available on an actuarial equivalent basis.

- **Early Retirement**—Early Retirement is available with a reduced benefit only to participants age 50 with 10 or more years of service or 20 years of service as of July 21, 2014. Members that do not meet these conditions are not eligible for early retirement.

- **Non-Duty Disability Retirement**—Disability retirement is available to Plan participants that have attained at least ten years of service. Until the Plan participant reaches normal retirement age, the minimum non-duty disability is 25% of the participants' final average compensation.

- **Duty Disability Retirement**—The ten-year service requirement is waived if the retirement is caused by a duty-related disability. The amount of a duty disability pension is the larger of the members accrued pension and 50% of the members final average compensation. At regular retirement age, the participant may elect to continue to be covered by duty disability or have the benefit recomputed as a normal retirement with additional service credit granted from the date of retirement to the later of normal retirement age or five years after date of disability. The minimum benefit shall not be less than 42% of the participants' final average compensation.

- **Non-Duty Death Before Retirement**—Non-duty death benefits are available at 100% of the Plan participant's normal retirement benefit provided the Plan participant attained ten or more years of service.

- **Duty Death Before Retirement**—The ten-year service requirement is waived if the death is duty-related. The surviving spouse is entitled to receive 100% of the participants' normal retirement benefit. The minimum benefit to the spouse shall not be less than 35% of the participants' final average compensation.

- **Deferred Retirement Option Program (DROP)**—An eligible participant of the retirement system who meets the requirements of retirement may elect to participate by deferring receipt of retirement benefits while continuing employment with the City. The deferred monthly benefits shall accrue in the reserve for pension payments fund on behalf of the participant. Annual interest is compounded monthly less a service fee, for the specified period of DROP participation not to exceed 36 consecutive months. Upon termination from DROP, the participant shall receive all accrued DROP benefits either as a lump sum, direct rollover, or partial lump sum. The DROP was closed to new members on July 21, 2014.

**NOTES TO FINANCIAL STATEMENTS**  
**SEPTEMBER 30, 2015**  
**CITY OF JACKSONVILLE BEACH, FLORIDA**  
**FIREFIGHTERS' RETIREMENT SYSTEM**  
*(Continued)*

**Note 1 - Description of Plan (Continued)**

**Benefits (Concluded)**

- **Backwards Deferred Retirement Option Program (BackDROP)**—A participant of the retirement system who meets the normal retirement requirements on or after July 21, 2014, is eligible for BackDROP. The participant may elect a BackDROP period for the number of months employed beyond their normal retirement date, up to a maximum of thirty-six consecutive months. Benefits are computed as if the participant chose to terminate on any date within the thirty-six month period after the normal retirement date, using credited service and final average compensation at the normal retirement date. In addition to the monthly pension, there will be a lump-sum payment. The lump-sum payment will be computed as if the monthly benefits had started and were accumulated in an account and credited with 3% interest, compounded annually during the period between the date chosen for BackDROP retirement and the date of termination.
  
- **Cost of Living Adjustments (COLA)**—A one-time, permanent benefit increase of 2% was granted to retirees who retired before January 1, 2009. Retirees who retired after January 1, 2009 but before July 21, 2014, will receive on the second anniversary of retirement, a 2% benefit increase and an additional 2% compounded annually, inclusive of certain periods and/or survivor benefits. Retirees who were employed on and retire after July 21, 2014, receive a 2% COLA increase for service earned before July 21, 2014, and 1% COLA increase for service earned after July 21, 2014, compounded annually beginning two years after retirement. Retirees hired after July 21, 2014, are not eligible for a COLA.

**Contributions**

For the year ended September 30, 2016, Plan participants were required to pay 7.95% of their annual compensation to the Pension Plan. The payments are deducted from the employees' wages or salary and remitted by the City to the FFRS at the end of each pay period. If an employee leaves the employment of the City before he or she is vested (attaining five years of service prior to July 21, 2014, or attaining ten years of service on or after July 21, 2014), the accumulated contributions plus earned interest are refunded to the employee or the employee's designated beneficiary. If an employee leaves the employment of the City after becoming vested, but before attaining retirement age, the employee or the employee's designated beneficiary has the option of being refunded the accumulated contributions plus earned interest or keeping the funds in the Plan and receiving benefits under the Plan upon reaching normal retirement age.

The City makes periodic contributions totaling a minimum of 100% of the annual actuarially determined amount to the Pension Plan. In addition, the Plan receives an annual distribution of property insurance premium tax monies from the State of Florida pursuant to Chapter 175, Florida Statutes. For the year ended September 30, 2016, the actuarially determined contribution amount as determined by the October 1, 2014 actuarial valuation, was \$422,041 (\$212,178 City, \$209,863 State of Florida). The actual contribution was \$422,041 (\$223,486 City, \$198,555 State of Florida).

**NOTES TO FINANCIAL STATEMENTS**  
**SEPTEMBER 30, 2016**  
**CITY OF JACKSONVILLE BEACH, FLORIDA**  
**FIREFIIGHTERS' RETIREMENT SYSTEM**  
*(Continued)*

**Note 1 - Description of Plan (Concluded)**

**Contributions (Concluded)**

For the year ended September 30, 2016, the total covered payroll (Firefighters only) amounted to \$2,019,711. Covered payroll refers to all compensation paid by the City to active employees covered by the FFRS on which contributions to the Pension Plan are based. Total payroll for the Firefighters (covered and uncovered) for the year ended September 30, 2016, was \$2,393,031.

**Note 2 - Summary of Significant Accounting Policies and Plan Position Matters**

**Basis of Accounting**

The FFRS financial statements are prepared on the accrual basis of accounting. Contributions from the City and the City's employees are recognized as revenue in the period in which employees provide services to the City. Interest and dividend income is recognized when earned by the Pension Plan. Realized gains and losses on the sale of investments held by the Pension Plan are recognized when incurred. Net appreciation in the fair value of investments held by the Pension Plan is recorded as an increase to investment income based on the valuation of investments as of the date of the statement of plan net position available for benefits. Benefits and refunds are recognized when due and payable in accordance with the terms of the Plan.

**Investments**

Investments in securities are reported at fair value. Corporate bond securities are assigned a value based on yields currently available on securities of issuers with credit ratings similar to the securities held by the Pension Plan. Unrestricted capital stock securities are assigned a value based on quoted market prices. There are no investments in, loans to, or leases with parties related to the Pension Plan.

**Fund Balance Reserves**

Three separate fund balance reserves are required to separately account for the net Plan assets available for Plan benefits. Investment income is allocated to the members' savings and DROP reserve based on a predetermined formula. The remainder of net investment income (realized gains and appreciation of fair value of investments, plus interest and dividends, net of administrative costs) is allocated to the retirement reserve. The purpose of these three reserve fund balances and the formula used to allocate net investment income is summarized as follows:

- **Retirement Reserve**—this reserve accounts for all City and state contributions, transfers from the members' savings reserves, and pension benefit payments made to retired employees (transfers in are assumed to be made as of the beginning of the year). The amount of net investment income recorded into this reserve is the balance remaining after allocations are made to both the members' savings reserve and DROP reserve.

**NOTES TO FINANCIAL STATEMENTS**  
**SEPTEMBER 30, 2016**  
**CITY OF JACKSONVILLE BEACH, FLORIDA**  
**FIREFIGHTERS' RETIREMENT SYSTEM**  
*(Continued)*

**Note 2 - Summary of Significant Accounting Policies and Plan Position Matters (Concluded)**

**Fund Balance Reserves (Concluded)**

- **Members' Savings Reserve**—this reserve includes all employee contributions. Investment income is allocated to this reserve based on 3.5% of the average reserve balance outstanding during the year. Transfers are made from this reserve to the retirement reserve as employees retire during the year. Termination refunds are remitted back to the employee, or maintained in this reserve at the option of the terminated employee depending on the employee's total years of service.
  
- **DROP Reserve**—the Deferred Retirement Option Program (DROP) was established in 1998. This program allows participants eligible for regular retirement to continue employment for a maximum of three years, and receive retirement benefits during this period. Employee contributions to the Plan are discontinued, and the retirement benefits are transferred to the DROP reserve monthly, payable in full upon retirement. Investment income is allocated to this reserve based on rates determined by the Pension Board. This program was closed to new entrants as of July 21, 2014. As of September 30, 2016, all DROP benefits have been paid out, the DROP reserve balance is \$0.

**New Accounting Pronouncement**

During the year ended September 30, 2016, the City implemented GASB Statement No. 72, *Fair Value Measurement and Application*. This Statement requires disclosures to be made about fair value measurements, the level of fair value hierarchy, and valuation techniques. This statement clarifies the definition of fair value as an exit price. This Statement also defines an investment as a security or other asset that: (a) a government holds primarily to generate income or profit and (b) has a present service capacity based solely on that asset's ability to generate cash or to generate cash when sold. Governmental entities are required to record investments at fair value unless an exception applies and disclose the fair value measurement and hierarchy.

**Note 3 - Cash and Investments**

Chapter 175 of the Florida Statutes authorizes the FFRS to invest in time and savings accounts of a bank or a savings and loan association insured by the Federal Deposit Insurance Corporation. In addition, other Florida statutes and City ordinances authorize the FFRS to invest in obligations of the United States; in obligations guaranteed as to principal and interest by the United States; and in bonds, stocks, or other evidences of indebtedness issued or guaranteed by a corporation organized under the laws of the United States provided that the corporation is listed on one or more of the recognized national stock exchanges and holds a rating of the three highest classifications by a major rating service. Corporate fixed income securities must hold a rating of A or higher by a Nationally Recognized Statistical Rating Organization (Moody's, Standard & Poor's, Fitch).

**NOTES TO FINANCIAL STATEMENTS**  
**SEPTEMBER 30, 2016**  
**CITY OF JACKSONVILLE BEACH, FLORIDA**  
**FIREFIIGHTERS' RETIREMENT SYSTEM**  
*(Continued)*

**Note 3 - Cash and Investments (Continued)**

Following is a summary of the investments and maturities held by the FFRS at September 30, 2016:

<b>Investment Type</b>	<b>Fair Value</b>	<b>Investment Maturities (in Years)</b>			
		<b>Less Than 1</b>	<b>1-5</b>	<b>6-10</b>	<b>More Than 10</b>
Mutual Fund (Equities)	\$ 7,239,101	\$ 7,239,101			
U.S. Government Securities	693,778	332,671	\$ 123,525	\$ 36,797	\$ 200,785
Federal Agency Securities:					
Federal Home Loan Mtg. Corp.	242,240	276	4,592	2,831	234,541
Federal National Mtg. Assoc.	205,345		2,441	79,635	123,269
Corporate Bonds	1,991,756	70,412	409,493	1,410,903	100,948
Real Estate Fund	604,119	604,119			
<b>Total</b>	<b>\$ 10,976,339</b>	<b>\$ 8,246,579</b>	<b>\$ 540,051</b>	<b>\$ 1,530,166</b>	<b>\$ 659,543</b>

Credit quality distribution for the FFRS investments with credit exposure as a percentage of the total pension investment is as follows:

<b>Investment Type</b>	<b>Moody's Credit Rating</b>	<b>Percent of Total</b>
U.S. Government Securities	Aaa	0.9%
Federal Agency Securities	Aaa	0.6%
Corporate Bonds	A1	0.5%
Corporate Bonds	A2	0.3%
Corporate Bonds	A3	1.0%
Corporate Bonds	Aa2	0.2%
Corporate Bonds	Aa3	0.1%
Corporate Bonds	Aaa	0.1%
Corporate Bonds	Baa1	0.4%
Corporate Bonds	Baa2	0.1%

Cash and money market funds totaling \$111,558 at September 30, 2016, are classified as cash and short-term investments on the accompanying statement of fiduciary net position because they are available for immediate withdrawal or transfer.

**Risk Disclosure**

The Plan's investment policies do not specifically address its exposure to interest rate changes, custodial credit risk, or quality credit risk. The following items discuss the pension funds' exposure to various risks in primarily the fixed rate portions of their investment portfolios:

- **Interest Rate Risk**—the City's pension funds limit their risk by averaging investment maturities at approximately three to five years.
- **Custodial Credit Risk**—for an investment, custodial credit risk is the risk that in the event of the failure of the counterparty, the fund will not be able to recover the value of its investments or collateral securities that are in the possession of an outside party. The fund generally utilizes third party custodians to help manage custodial credit risk.

**NOTES TO FINANCIAL STATEMENTS**  
**SEPTEMBER 30, 2016**  
**CITY OF JACKSONVILLE BEACH, FLORIDA**  
**FIREFIIGHTERS' RETIREMENT SYSTEM**  
*(Continued)*

**Note 3 - Cash and Investments (Continued)**

**Risk Disclosure (Concluded)**

- **Concentration of Credit Risk**—the pension funds’ investment policies and practices require investments to be diversified to the extent practicable to control the risk of loss resulting from overconcentration of assets in a specific maturity, issuer, instrument, dealer, or bank through which financial instruments are purchased and sold.

**Identification of Investments**

- **Equities**—Investments in equity securities must be traded on the national exchange or electronic network. No more than 5% of the Plan’s assets, at the time of purchase, may be invested in the common stock, capital stock, or convertible stock of any one issuing company. In addition, the aggregate investment in any one company shall not exceed 5% of the outstanding capital stock of that company. No more than 10% of the Plan’s assets, at the time of purchase, may be invested in the shares of companies that have been publicly traded for less than one year.
  
- **Fixed Income**—Investments in corporate fixed income securities shall be limited to those securities rated “A” (or its equivalent) or higher by a Nationally Recognized Statistical Rating Organization. The maximum maturity of any single security in the Plan’s fixed income portfolio shall not exceed 30 years, and the average effective duration of the portfolio shall not exceed that of the benchmark index by more than 20%. No more than 10% of the Plan’s assets, at the time of purchase, shall be invested in securities of any single corporate issuer. Investments in Collateralized Mortgage Obligations (CMO) shall be limited to 10% of the market value of the Plan’s fixed income portfolio and shall be restricted to those issues that are currently paying interest, receiving principal pay-downs and do not contain leverage.
  
- **Real Estate Fund**—All real estate investments shall be managed by experienced and qualified professional real property investment managers. The Board will seek to diversify its real estate investment by property type (residential, industrial, office, retail, timberland, etc.) and property location (geographic region).

The following is the Board’s adopted asset allocation policy as of September 30, 2016:

<u>Asset Class</u>	<u>Target Allocation</u>
Domestic Equity	50%
International Equity	10%
Fixed Income	35%
Real Estate Fund	5%
<b>Total</b>	<u>100%</u>

**Concentration**

The Plan did not hold investments in any one organization that represents 5% or more of the Pension Plan’s fiduciary net position.

**NOTES TO FINANCIAL STATEMENTS**  
**SEPTEMBER 30, 2016**  
**CITY OF JACKSONVILLE BEACH, FLORIDA**  
**FIREFIIGHTERS' RETIREMENT SYSTEM**  
*(Continued)*

**Note 3 - Cash and Investments (Continued)**

**Rate of Return**

For the year ended September 30, 2016, the annual money-weighted rate of return on Plan investments, net of Plan investment expense, was 8.15%. The money-weighted rate of return expresses investment performance, net of investment expense, adjusted for the changing amounts actually invested.

**Fair Value Measurements**

The fair value hierarchy categorizes the inputs to valuation techniques used to measure fair value into three levels:

- **Level 1 inputs**-are quoted prices (unadjusted) for identical assets or liabilities in active markets that a government can access at the measurement date.
- **Level 2 inputs**-are inputs other than quoted prices included within Level 1 that are observable for an asset or liability, either directly or indirectly.
- **Level 3 inputs**-are unobservable inputs for an asset or liability. The fair value hierarchy gives the highest priority to Level 1 inputs and the lowest priority to Level 3 inputs. If a price for an identical asset or liability is not observable, a government should measure fair value using another valuation technique that maximizes the use of relevant observable inputs and minimizes the use of unobservable inputs.

The Plan's investments are measured at fair value on a recurring basis. Fair value measurements are categorized based on the valuation inputs used to measure an asset's fair value in the hierarchy described above. The fair value measurements for the Plan's operating investments are as follows at September 30, 2016:

<u>Investments by Fair Value Level</u>	<u>Amount</u>	<u>Fair Value Measurements Using</u>		
		<u>Quoted Prices in Active Markets for Identical Assets (Level 1)</u>	<u>Significant Other Observable Inputs (Level 2)</u>	<u>Significant Unobservable Inputs (Level 3)</u>
Equities	\$ 7,239,101	\$ 7,239,101		
U.S. Government Securities	693,778	693,778		
Federal Agency Securities:				
Federal Home Loan Mortgage Corporation	242,240		\$ 242,240	
Federal National Mortgage Association	205,345		205,345	
Corporate Bonds	1,991,756		1,991,756	
<b>Total Investments Measured at Fair Value</b>	<u>\$ 10,372,220</u>	<u>\$ 7,932,879</u>	<u>\$ 2,439,341</u>	<u>\$ 0</u>
		<u>Unfunded Commitments</u>	<u>Redemption Frequency (if Currently Eligible)</u>	<u>Redemption Notice Period</u>
<b>Investments Measured at the Net Asset Value (NAV)</b>	<u>Amount</u>			
Real Estate Fund	\$ 604,119	\$ 0	Quarterly	45 days
<b>Total Investments</b>	<u>\$ 10,976,339</u>			



**NOTES TO FINANCIAL STATEMENTS**  
**SEPTEMBER 30, 2015**  
**CITY OF JACKSONVILLE BEACH, FLORIDA**  
**FIREFIIGHTERS' RETIREMENT SYSTEM**  
*(Continued)*

**Note 3 - Cash and Investments (Concluded)**

**Fair Value Measurements (Concluded)**

Equities and U.S. Government Securities are valued based on prices quoted in active markets and are categorized as Level 1 in the fair value hierarchy. Federal Agency Securities are valued using matrix pricing techniques that value securities based on their relationship to benchmark quoted prices. Corporate bonds are valued using quoted prices for similar securities in active markets and are categorized as Level 2 in the fair value hierarchy. The Real Estate Fund is valued at Net Asset Value (NAV) which is determined using certified annual appraisals of investment properties held by the fund.

**Note 4 - Pension Cost**

The pension cost for the year ended September 30, 2016, was \$223,486 (actual contribution-City share). The pension cost for the 2016 fiscal year was determined as part of the October 1, 2014 roll-forward actuarial valuation using the entry age actuarial cost method.

The actuarial assumptions in the October 1, 2014, valuation included: (a) 8% investment rate of return (includes 3.5% inflation and 4.5% real investment return); and (b) projected salary increases ranging from 4.5% to 12.1% per year. The assumptions did not include postretirement benefit increases. The actuarial value of assets was determined using techniques that smooth the effects of short-term volatility in the market value of investments over a four-year period. The unfunded actuarial accrued liability is being amortized as a level percentage of projected payrolls on an open basis. The remaining amortization period at October 1, 2014, was five to twenty-five years.

**Note 5 - Net Pension Liability**

The Pension Plan's fiscal year-end net pension liability as of October 1, 2016, was as follows:

Total Pension Liability	\$ 13,932,638
Plan Fiduciary Net Position	<u>11,141,492</u>
Net Pension Liability	<u>\$ 2,791,146</u>
Plan Fiduciary Net Position as a Percentage of Total Pension Liability	79.97%

**Actuarial Assumptions**

The total pension liability was determined by an actuarial valuation as of September 30, 2015, updated to September 30, 2016, using the following actuarial assumptions applied to all measurement periods.

Inflation	3.5%
Salary Increases	4.5-12.1% (Including Inflation)
Investment Rate of Return	8%

**NOTES TO FINANCIAL STATEMENTS**  
**SEPTEMBER 30, 2016**  
**CITY OF JACKSONVILLE BEACH, FLORIDA**  
**FIREFIGHTERS' RETIREMENT SYSTEM**  
*(Continued)*

**Note 5 - Net Pension Liability (Continued)**

**Actuarial Assumptions (Concluded)**

Mortality rates were based on the 1994 Group Annuity Mortality Tables with no projection for men and women. This table was first used for the October 1, 2002 valuation. No margin for future mortality improvements is included in these tables.

The long-term expected rate of return on the Plan investments was determined using building-block method in which best-estimate ranges of expected future real rates of return (expected returns, net of pension plan investment expenses and inflation) are developed for each major asset class. These ranges are combined to produce the long-term expected rate of return by weighting the expected future real rates of return by the target asset allocation percentage and by adding expected inflation. Best estimates of arithmetic real rates of return for each major asset class included in the Plan's target asset allocation as of September 30, 2016, are summarized below:

<u>Asset Class</u>	<u>Long-term Expected Rate of Return (Excluding Inflation)</u>
Domestic Equity	7.5%
International Equity	8.5%
Domestic Bonds	2.5%
International Bonds	3.5%
Real Estate Fund	4.5%
Cash	0%

**Discount Rate**

The discount rate used to measure the total pension liability was 8%. The projection of cash flows used to determine the single discount rate assumed that Plan member contributions will be made at the current contribution rate and that employer contributions will be made at rates equal to the difference between actuarially determined contribution rates and the member rate. Based on these assumptions, the Pension Plan's fiduciary net position was projected to be available to make all projected future benefit payments of current Plan members. Therefore, the long-term expected rate of return on Pension Plan investments was applied to all periods of projected benefit payments to determine the total pension liability. The single discount rate reflects the long-term expected rate of return on Pension Plan investments including inflation.

The table below provides the sensitivity of the net pension liability to changes in the discount rate. The table represents the Plan's net pension liability, if it were calculated using a single discount rate that is 1-percentage point lower or 1-percentage point higher than the single discount rate.

**NOTES TO FINANCIAL STATEMENTS**  
**SEPTEMBER 30, 2016**  
**CITY OF JACKSONVILLE BEACH, FLORIDA**  
**FIREFIGHTERS' RETIREMENT SYSTEM**  
*(Concluded)*

**Note 5 - Net Pension Liability (Concluded)**

**Discount Rate (Concluded)**

**Sensitivity of Net Pension Liability to the  
Single Discount Rate Assumption**

1% Decrease	Current Discount Rate	1% Increase
<u>7.00%</u>	<u>8.00%</u>	<u>9.00%</u>
\$ 4,479,203	\$ 2,791,146	\$ 1,373,307

The total pension liability information is based on the actuarial valuation performed October 1, 2015. The total pension liability was rolled-forward from the valuation date to the Plan year ending September 30, 2016, using generally accepted actuarial principles.

**REQUIRED SUPPLEMENTARY INFORMATION**

**REQUIRED SUPPLEMENTARY INFORMATION  
SCHEDULE OF CHANGES IN NET PENSION LIABILITY  
AND RELATED RATIOS MULTI-YEAR  
CITY OF JACKSONVILLE BEACH, FLORIDA  
FIREFIGHTERS' RETIREMENT SYSTEM**

*(Ultimately 10 Years Will Be Displayed)*

Fiscal Year Ended September 30,

	<u>2016</u>	<u>2015</u>	<u>2014</u>
<b>Total Pension Liability</b>			
Service Cost	\$ 281,750	\$ 245,288	\$ 246,636
Interest on the Total Pension Liability	993,524	951,607	912,823
Benefit Changes (See Notes to Schedule)*			(1,652,165)
Difference Between Expected and Actual Experience	33,751	117,343	
Assumption Changes#	812,177		
Benefit Payments	(933,482)	(683,521)	(664,459)
<b>Net Change in Total Pension Liability</b>	<u>1,187,720</u>	<u>630,717</u>	<u>(1,157,165)</u>
<b>Total Pension Liability-Beginning</b>	<u>12,744,918</u>	<u>12,114,201</u>	<u>13,271,366</u>
<b>Total Pension Liability-Ending (a)</b>	<u>\$ 13,932,638</u>	<u>\$ 12,744,918</u>	<u>\$ 12,114,201</u>
<b>Plan Fiduciary Net Position</b>			
Employer and State Contributions	\$ 422,041	\$ 389,997	\$ 457,932
Employee Contributions	160,567	146,951	122,590
Pension Plan Net Investment Income	855,178	(33,549)	1,010,160
Benefit Payments	(933,482)	(683,521)	(664,459)
Pension Plan Administrative Expenses	(62,635)	(66,361)	(77,810)
<b>Net Change in Plan Fiduciary Net Position</b>	<u>441,669</u>	<u>(246,483)</u>	<u>848,413</u>
<b>Plan Fiduciary Net Position-Beginning</b>	<u>10,699,823</u>	<u>10,946,306</u>	<u>10,097,893</u>
<b>Plan Fiduciary Net Position-Ending (b)</b>	<u>\$ 11,141,492</u>	<u>\$ 10,699,823</u>	<u>\$ 10,946,306</u>
<b>Net Pension Liability-Ending (a) – (b)</b>	<u>\$ 2,791,146</u>	<u>\$ 2,045,095</u>	<u>\$ 1,167,895</u>
<b>Plan Fiduciary Net Position as a Percentage of Total Pension Liability</b>	79.97%	83.95%	90.36%
<b>Covered Employee Payroll</b>	<u>\$ 2,019,711</u>	<u>\$ 1,848,440</u>	<u>\$ 1,867,968</u>
<b>Net Pension Liability as a Percentage of Covered Employee Payroll</b>	138.20%	110.64%	62.52%

**Notes to Schedule**

\*For the 2014 fiscal year, benefit changes were determined as of the beginning of the year. Benefit terms were modified during 2014 to include longer vesting periods, changes in the benefit formula, changes in the COLA, and changes in what is considered pensionable compensation.

#Assumption changes were reflected as of October 1, 2015, and rolled-forward to October 1, 2016.

Assumption changes include adding a 3% load on the present value of future benefits as a margin for future mortality improvements.

**REQUIRED SUPPLEMENTARY INFORMATION  
SCHEDULE OF FUNDING PROGRESS  
CITY OF JACKSONVILLE BEACH, FLORIDA  
FIREFIGHTERS' RETIREMENT SYSTEM**

*(In Thousands, Except Percentages)*

<b>Actuarial Valuation Date 10/1</b>	<b>(a) Actuarial Value of Assets</b>	<b>(b) Actuarial Accrued Liability (AAL) Entry Age</b>	<b>(b-a) Unfunded (Overfunded) AAL</b>	<b>(a/b) Funded Ratio</b>	<b>(c) Covered Payroll</b>	<b>(b-a)/(c) UAAL as a Percentage of Covered Payroll</b>
2007	\$ 8,044	\$ 10,099	\$ 2,055	79.7%	\$ 1,726	119.1%
2008	8,366	10,726	2,360	78.0%	1,928	122.4%
2009	8,468	11,472	3,004	73.8%	1,985	151.4%
2010	8,434	11,987	3,553	70.4%	2,079	170.9%
2011	8,363	12,512	4,149	66.8%	2,120	195.7%
2012	8,888	12,779	3,891	69.6%	2,066	188.3%
2013	9,701	13,271	3,570	73.1%	1,836	194.4%

**Note:** The Funding Progress calculations listed above were performed as required by GASB 25 and 27. However, new schedules are required by GASB 67. Therefore a separate schedule (Net Pension Liability Multi-year) is being presented on the next page. The above schedule is only being presented for historical reference and will be removed from the RSI when 5 years of data are presented on the "Schedule of Net Pension Liability Multi-year".

**REQUIRED SUPPLEMENTARY INFORMATION  
SCHEDULE OF THE NET PENSION LIABILITY MULTI-YEAR  
CITY OF JACKSONVILLE BEACH, FLORIDA  
FIREFIGHTERS' RETIREMENT SYSTEM**

*(Ultimately 10 Years Will Be Displayed)*

<b>Fiscal Year Ending September 30,</b>	<b>Total Pension Liability (TPL)</b>	<b>Plan Net Position</b>	<b>Net Pension Liability</b>	<b>Plan Net Position as a % of TPL</b>	<b>Covered Payroll</b>	<b>Net Pension Liability as a % of Covered Payroll</b>
2013	\$ 13,271,366	\$ 10,097,893	\$ 3,173,473	76.09%	\$ 2,061,779	153.92%
2014	12,114,201	10,946,306	1,167,895	90.36%	1,867,968	62.52%
2015	12,744,918	10,699,823	2,045,095	83.95%	1,848,440	110.64%
2016	13,932,638	11,141,492	2,791,146	79.97%	2,019,711*	138.20%

\*Source: Implicit payroll based on employee contributions as of October 1, 2016.

**Note:** The above calculations were performed in accordance with the requirements of GASB 67.

**REQUIRED SUPPLEMENTARY INFORMATION  
SCHEDULE OF CONTRIBUTIONS FROM EMPLOYER  
AND OTHER PARTICIPATING ENTITIES  
CITY OF JACKSONVILLE BEACH, FLORIDA  
FIREFIGHTERS' RETIREMENT SYSTEM**

<u>Year Ended 9/30</u>	<u>Actuarial Valuation Date 10/1</u>	<u>Required Contribution (1)</u>	<u>Actual Contribution (1)</u>	<u>Percentage Contribution</u>
2009	2007	\$ 329,117	\$ 425,843	129.4%
2010	2008	373,810	423,928	113.4%
2011	2009	533,544	533,544	100.0%
2012	2010	573,563	573,563	100.0%
2013	2011	639,810	639,810	100.0%

(1) Includes 100% of contributions from the State of Florida under Chapter 175, Florida Statutes, plus the required City contribution.

**Note:** The chart above was performed as required by GASB 25 and 27. However, new schedules are required by GASB 67. Therefore, an additional schedule (Schedule of Contributions) is presented on the next page. The above schedule is only being presented for historical reference and will be removed from the RSI when 5 years of data are presented on the "Schedule of Contributions".



**NOTE TO REQUIRED SUPPLEMENTARY INFORMATION  
SCHEDULE OF CONTRIBUTIONS  
CITY OF JACKSONVILLE BEACH, FLORIDA  
FIREFIGHTERS' RETIREMENT SYSTEM**

*(Ultimately 10 Years Will Be Displayed)*

<b>Fiscal Year Ending October 1,</b>	<b>Actuarially Determined Contribution</b>	<b>Actual Contribution</b>	<b>Contribution Deficiency (Excess)</b>	<b>Covered Payroll</b>	<b>Actual Contribution as a % of Covered Payroll</b>
2014	\$ 408,279	\$ 457,932	\$ (49,653)	\$ 1,867,968	24.51%
2015	368,361	389,997	(21,636)	1,848,440	21.10%
2016	422,041	422,041	0	2,019,711*	20.90%

\* Source: Implicit payroll based on employee contributions as of October 1, 2016.

**Notes to Schedule of Contributions**

Valuation Date: October 1, 2015  
Notes: Actuarially determined contribution rates are calculated as of October 1, which is 12 months prior to the beginning of the fiscal year in which contributions are reported.

**Methods and Assumptions Used to Actuarially Determine Contribution Rates**

Actuarial Cost Method: Entry Age Normal  
Amortization Method: Level Percentage of Payroll, Closed  
Remaining Amortization Period: 3-25 Years  
Asset Valuation Method: 4-Year Smoothed Market  
Inflation: 4.50% Wage Inflation, 3.50% Price Inflation  
Salary Increases: 4.50% to 12.10% Including Inflation  
Investment Rate of Return: 8.00%  
Retirement Age: Experience-based table of rates that are specific to the type of eligibility condition. Last updated for the 2002 valuation.  
Mortality: The 1994 Group Annuity Mortality Tables, set back 0 years for men and 0 years for women. This table was first used for the October 1, 2002 valuation. No margin for future mortality improvements is included in these tables.

**Other Information**

Notes: The Employer Contribution for fiscal year 2016 was determined in the October 1, 2014 Actuarial Valuation report dated May 8, 2015.

**NOTE TO REQUIRED SUPPLEMENTARY INFORMATION  
SCHEDULE OF INVESTMENT RETURNS  
CITY OF JACKSONVILLE BEACH, FLORIDA  
FIREFIGHTERS' RETIREMENT SYSTEM**

<b>Fiscal Year Ending September 30,</b>	<b>Annual Money-weighted Rate of Return Net of Investment Expense</b>
2016	8.15%
2015	-0.35%
2014	10.22%
2013	11.97%
2012	16.52%
2011	-0.17%
2010	8.16%
2009	5.45%
2008	-10.88%
2007	13.54%